


SWFS 2024 Meeting App



Manage your schedule
Download the free app

Scan the QR code or enter the URL in your device browser to download



Powered by  EventPilot®
ativsoftware.com

You can also try the interactive web version of the app [HERE](#). The mobile app gives you offline access and personalized options, but the app content is also viewable as a web version [HERE](#). When you first open the app, you'll be asked for an event code which is **SWFS2024**.

A Few Tips


This is a native app that updates and maintains data locally on your device once you've opened it, so the content is accessible even when you're offline. When new data or updates are pushed out, you should see a small, red banner at the top of the screen. Click on that to refresh the content. This works best if you close out of the app then reopen it. If you have WiFi or cell signal, the app will be updated with the latest information and ready for offline use again.

Register

To take advantage of the personalized features like messaging, exchanging contacts with other attendees, note-taking, etc., you'll need to register. You won't be asked for those credentials again, after you login for the first time. If you have registered in the app, you will receive an email after the conference with all of your notes, bookmarks, contacts, etc.

Add Your Contact Info

This is the information that can be seen by and exchanged with other attendees, so take a few moments to enter your information.

- Select  the button at the bottom right of the Home screen.
- Select Contacts
- Select the three bars in the upper right of the Contacts screen.
- Select **My Contact Info** and enter your information in the screen that follows.
- Select Done.

App Corrections/Changes

Please let us know if you find something in the app that needs to be changed/corrected by filling out this simple [App Change Request Form](#). Maybe your name is spelled/formatted incorrectly, your talk time is wrong, or you simply think that some clarification would be beneficial - just let us know in the form. There is also a "Request Correction" button on the home screen of the app that will take you to the same form.

Social/Networking

Twitter


By selecting the Post to Twitter button at the bottom of the home page, you will be redirected to your own Twitter account. From there, you can send a tweet that automatically includes the SWFS meeting hashtag (#SWFS24).


Share a Photo

You can share or take a photo directly from the home screen that will post to a feed on that page. These will be moderated, so please be considerate when using this function.

Presentation Notes/Comments

**These options require that you are registered in the app.*

 You can take notes on a particular talk/poster directly in the app. Simply select the icon at the upper right of the session screen.

 You can post a question or comment during the presentation. Just select the icon.